



FY 2020 Public Records Statistical Report and Summary

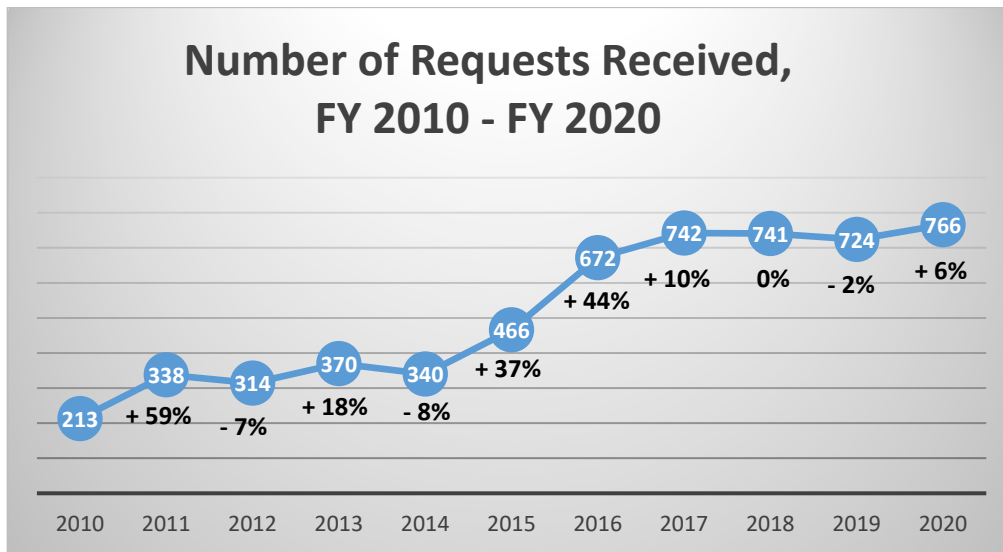
FY 20 Public Records Statistical Report											
Period	Total New Requests Received	Requests Carried Over From Previous Quarter	Total Requests Closed	Requests Closed							Requests Pending at End of Quarter
				Sent Responsive Documents	No Records Available	Requests Denied	Withdrawn/Removed for Lack of Payment/Response	Response Times (not including withdrawn/closed for non-payment)			
								≤ 10 business days	11-20 business days	> 20 business days	
1st Quarter (July 1-September 30)	209	47	211	168	20	9	14	137	26	34	45
2nd Quarter (October 1-December 31)	184	45	187	148	20	6	13	134	20	20	42
3rd Quarter (January 1-March 31)	179	42	165	117	21	10	17	107	17	24	56
4th Quarter (April 1-June 30)	194	56	164	121	18	5	20	106	18	20	86
Total for FY 20	766	47 <small>(carried over from FY 19)</small>	727	554	79	30	64	484 73%	81 12%	98 15%	86 <small>(pending at end of year)</small>

FY 2020 Public Records Highlights

Number of Requests Received and Closed in FY 2020

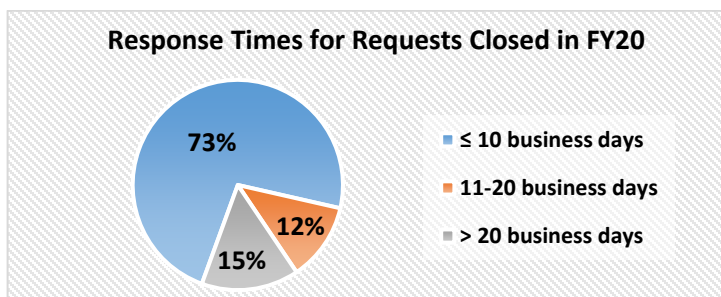
The University of Iowa received **766** public records requests for the fiscal year ending June 30, 2020, a 6% increase from FY 2019's 724 requests and **a new record for a single fiscal year**. 47 requests were still pending at the end of FY 2019, so in addition to the 766 new requests, a total of 813 requests were in process during FY 2020. The increase in requests received in FY 2020 can largely be attributed to the public's interest in how the university was impacted by the COVID-19 pandemic: 41 of the requests received in FY 2020 were specifically related to the pandemic, including the State Hygienic Lab's role with testing, the College of Public Health's work with the Iowa Department of Public Health, and the impact of the pandemic on Athletics.

727 requests were closed in FY 2020. Responsive documents were sent for a total of 554 requests. 64 requests were withdrawn or deactivated due to lack of payment, and 30 requests were denied pursuant to confidentiality exemptions under Iowa Code Chapter 22. For 79 requests, no responsive records could be found. 86 requests were still pending at the close of the fiscal year.



Response Times

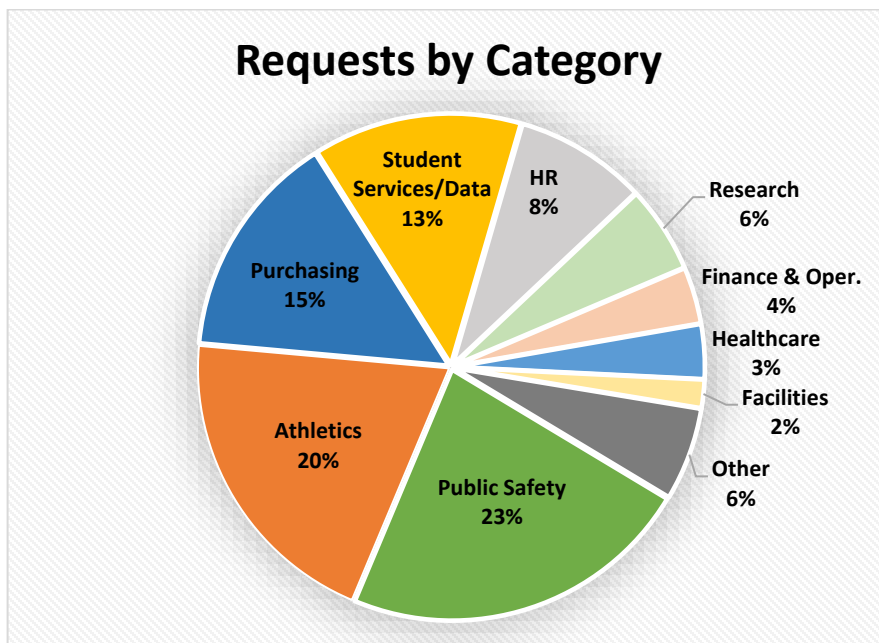
73 percent of requests closed in FY 2020 were completed within 10 business days, and **85 percent** were completed within 20 business days. Since the start of the COVID-19 pandemic, many university officials have been focused on handling high-priority issues related to the pandemic, so some requests have taken longer to fulfill. In addition, many purchasing-related requests require that notifications be sent to suppliers (with time allowed for them to review for trade secret information and request redactions, which then require additional legal review before records can be released), so such requests typically take longer than 20 days to complete.



Requests Received by Category

For the fourth year in a row, the category of **Public Safety** (which includes requests for police incident and accident reports) made up the largest share of public records requests, with 174 (23% of the total requests received). **Athletics** (including coaches' contracts and athletics financial reports) and requests related to **Purchasing** (such as bid proposals and vendor contracts) were the second and third leading categories in FY 2020, with increases of 32% and 19% respectively compared to FY 2019. **Student Services** was the fourth most requested category, although the number of requests for records such as student directory lists and student data/statistics decreased by 16% compared to last year (from 123 to 103). **Human Resources**, with 65 requests, rounded out the top five most requested categories.

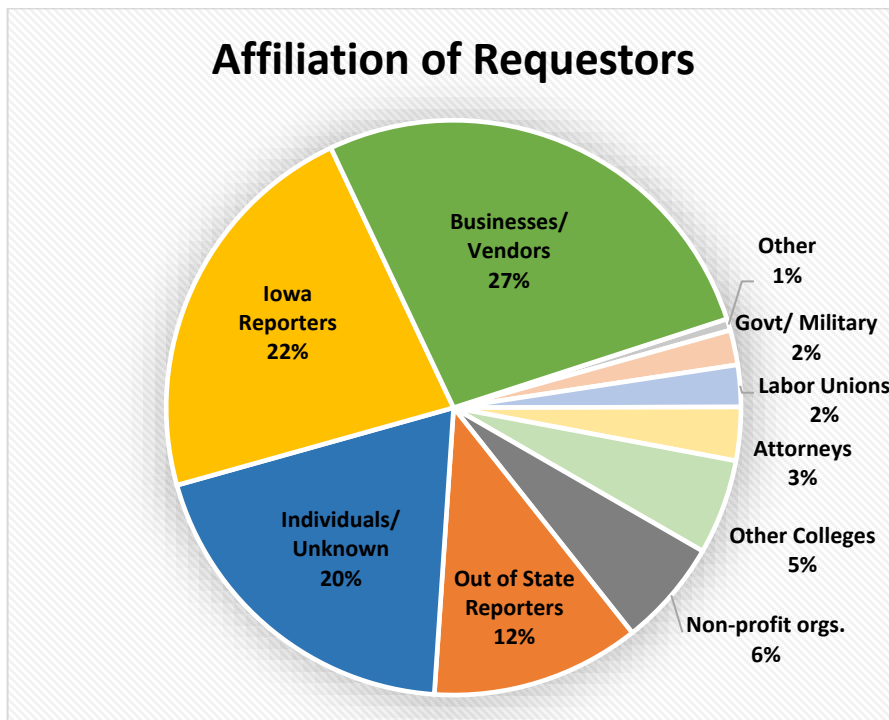
Outside of the top 5, there was a large increase in the number of requests in the **Research** category in FY 2020 (43, up from 15 in FY 2019) due to the pandemic. Many requestors were interested in records related to the State Hygienic Lab's testing activities (particularly with Test Iowa) and the College of Public Health's collaboration with the Iowa Department of Public Health to develop models.



Category	FY2019 Requests	FY2020 Requests	% change year-to-year
Public Safety	193	174	- 10%
Athletics	117	154	+ 32%
Purchasing	93	112	+ 19%
Student Services	123	103	- 16%
Human Resources	63	65	+ 3%
Research	15	43	+ 187%
Finance & Operations	31	28	- 10%
Healthcare	28	27	- 4%
Facilities	36	14	- 61%
Administration	3	5	+ 67%
External Relations	6	6	+ 0%
Other	16	35	+ 119%
Total	724	766	+ 6%

Affiliation of Requestors

261 of the 766 requests received in FY 2020 (34%) came from the media: 171 from Iowa reporters and 90 from out-of-state reporters. 207 requests (27%) came from businesses/vendors (including bidders, insurance agencies, and companies requesting student directory information), a 10% decrease from last year's 231 requests. Other types of requestors included non-profit organizations (46 requests), students and researchers from other colleges/universities (41), attorneys (23), labor unions (18), and government agencies/military branches (15). Private citizens, or individuals with unknown affiliation, accounted for 20% of the requests received (150).



Affiliation of Requestor	FY2019 Requests	FY2020 Requests	% change year-to-year
Businesses/Vendors	231	207	- 10%
Iowa Reporters	183	171	- 7%
Individuals/Unknown	131	150	+ 15%
Out of State Reporters	60	90	+ 50%
Non-Profit Orgs.	22	46	+ 109%
Other Colleges	42	41	- 2%
Attorneys	21	23	+ 10%
Labor Unions	24	18	- 25%
Government/Military	7	15	+ 114%
Other	3	5	+ 67%
Total	724	766	+ 6%